



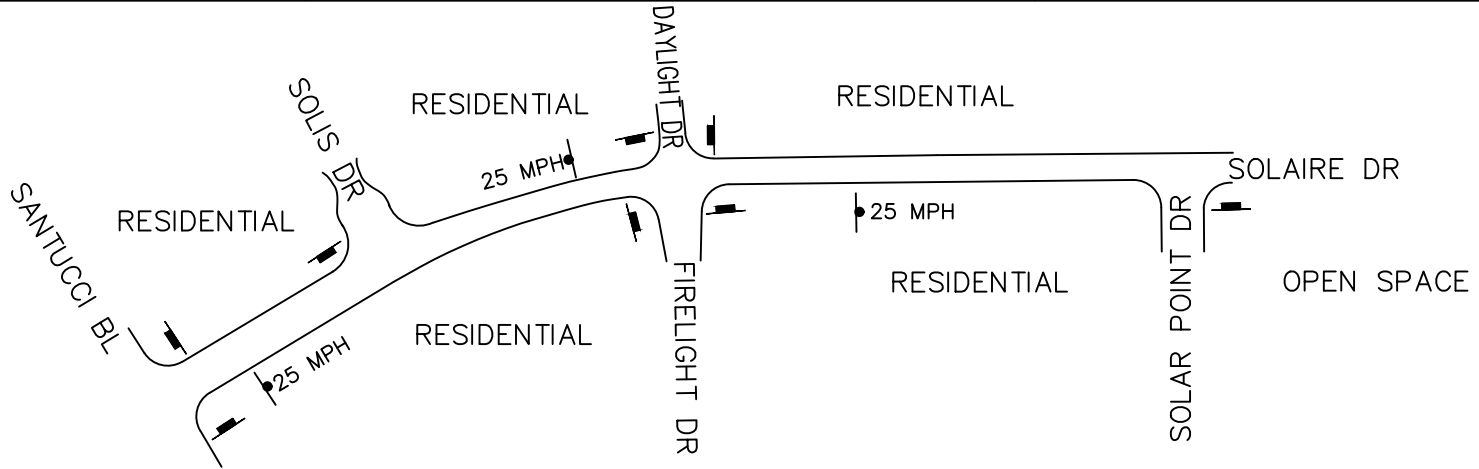
PUBLIC WORKS DEPT.

TRAFFIC ENGINEERING AND SPEED MAP  
SPEED ZONE SURVEY

ROAD NAME:

**SOLAIRE DRIVE**  
Santucci Blvd to Solar Point Drive

STRIP MAP



ROADWAY WIDTH	32'-50'
NO. OF LANES	2
ADT	352
DIVIDER TYPE	NONE
CRITICAL SPEED (85th %)	29
PACE SPEED	20-29 MPH
3-YEAR ACCIDENT HISTORY	1
EXISTING SPEED LIMIT	PRIMA FACIE 55 MPH (POSTED 25 MPH)
RECOM. SPEED LIMIT	25 MPH
SEGMENT LENGTH	.26 MI.

LEGEND	STOP SIGNS	SPEED LIMIT SIGN	TRAFFIC SIGNAL
--------	------------	------------------	----------------

MPH	61-75	0	<u>ROADSIDE COND.</u> SCHOOL <input type="checkbox"/> RESIDENCE <input checked="" type="checkbox"/> BUSINESS <input type="checkbox"/> PARKS <input type="checkbox"/> OPEN SPACE <input checked="" type="checkbox"/> BIKEWAY <input type="checkbox"/>
	51-60	0	
	41-50	1	
	31-40	41	
	1-30	310	

COMMENTS: HOSES USED FOR SPEED SURVEY



SOME RECOVERY AREA  NO RECOVERY AREA   
 SCHOOL ROUTE

# City of Roseville Engineering and Traffic Survey

## Summary

Street: SOLAIRE DRIVE  
Limits: SANTUCCI BLVD  
SOLAR POINT DR

Field Observer: A. ZASSO  
Checked By: J. CERVANTES  
Date: 08/02/2023

<b>Factors</b>	<b>Direction: East/West</b>	
<b><u>A. Prevailing Speed Data</u></b>		
Location of Survey	215' West of Solar Point Dr	
85th Percentile	29 MPH	
10 mph Pace	20-29	
Percent in Pace	71.6%	
Posted Speed Limit	Prima facie 55 mph (Posted 25 mph)	
<b><u>B. Collision History</u></b>		
Date Range Covered	8/2/2020 to 8/2/2023	( 3 years )
Total Collisions	1	
Collision Rate (Acc/MVM)	Not enough data	
Expected Collision Rate	1.68	
<b><u>C. Traffic Factors</u></b>		
Average Daily Traffic	352	
Length of Segment	1354	
Lane Configuration	Single Lane Each Direction	
Street Classification	Collector	
<b><u>D. Conditions Not Readily Apparent</u></b>		
Conditions	See: Roadside Conditions on the Speed Zone Survey Map	
Roadway Geometrics	Horizontal Curve	
Comments	Single-family residential	
		
<b><u>E. Adjacent Land Use</u></b>		
	Residential	
Posted Speed Limit	Prima facie 55 mph (Posted 25 mph)	
Speed Limit Change?	Yes	
Revised Speed Limit	25	
Approved and Authorized for release by City of Roseville Traffic Engineering Department:		
 _____		<u>12-13-2023</u> Date
		Loc.#

311 Vernon Street  
 Roseville, CA 95678  
 (916) 946-1300



Site Code: SOL NS

Direction: A to B, WB

8/2/2023	> 15 - 20	> 20 - 25	> 25 - 30	> 30 - 35	> 35 - 40	> 40 - 45	> 45 - 50	> 50 - 55	> 55 - 60	> 60 - 65	> 65 - 70	> 70 MPH	Total
Time 0 - 15 MPH	MPH	MPH	MPH	MPH	MPH	MPH	MPH	MPH	MPH	MPH	MPH	MPH	
12:00 AM	0	0	0	1	1	0	0	0	0	0	0	0	2
1:00	0	0	0	0	0	0	0	0	0	0	0	0	0
2:00	0	0	0	0	0	0	0	0	0	0	0	0	0
3:00	0	0	0	0	0	0	0	0	0	0	0	0	0
4:00	0	0	0	0	0	0	0	0	0	0	0	0	0
5:00	0	0	1	0	0	0	0	0	0	0	0	0	1
6:00	0	0	3	3	0	0	0	0	0	0	0	0	6
7:00	1	2	1	1	0	0	0	0	0	0	0	0	5
8:00	0	0	0	1	0	0	0	0	0	0	0	0	1
9:00	0	1	1	0	0	0	0	0	0	0	0	0	2
10:00	0	1	2	1	0	0	0	0	0	0	0	0	4
11:00	0	2	1	2	0	0	0	0	0	0	0	0	5
12:00 PM	0	0	1	3	0	0	0	0	0	0	0	0	4
1:00	0	1	1	0	0	0	0	0	0	0	0	0	2
2:00	0	1	0	0	0	0	0	0	0	0	0	0	1
3:00	1	2	4	1	0	1	0	0	0	0	0	0	9
4:00	0	1	5	0	1	0	0	0	0	0	0	0	7
5:00	0	0	3	2	1	0	0	0	0	0	0	0	6
6:00	0	0	1	0	0	0	0	0	0	0	0	0	1
7:00	0	2	1	2	0	0	0	0	0	0	0	0	5
8:00	0	2	1	0	0	0	0	0	0	0	0	0	3
9:00	0	0	0	1	0	0	0	0	0	0	0	0	1
10:00	0	0	0	0	1	0	0	0	0	0	0	0	1
11:00	0	0	0	0	0	0	0	0	0	0	0	0	0
<b>Total</b>	<b>2</b>	<b>15</b>	<b>26</b>	<b>18</b>	<b>4</b>	<b>1</b>	<b>0</b>	<b>0</b>	<b>0</b>	<b>0</b>	<b>0</b>	<b>0</b>	<b>66</b>



Direction: A to B, WB

8/3/2023	> 15 - 20	> 20 - 25	> 25 - 30	> 30 - 35	> 35 - 40	> 40 - 45	> 45 - 50	> 50 - 55	> 55 - 60	> 60 - 65	> 65 - 70	> 70 MPH	Total
Time 0 - 15 MPH	MPH	MPH	MPH	MPH	MPH	MPH	MPH	MPH	MPH	MPH	MPH	MPH	
12:00 AM	0	0	0	0	0	0	0	0	0	0	0	0	0
1:00	0	0	0	0	0	0	0	0	0	0	0	0	0
2:00	0	0	0	0	0	0	0	0	0	0	0	0	0
3:00	0	0	0	0	0	0	0	0	0	0	0	0	0
4:00	0	0	0	0	0	0	0	0	0	0	0	0	0
5:00	0	0	0	1	0	0	0	0	0	0	0	0	1
6:00	0	0	0	0	0	0	0	0	0	0	0	0	0
7:00	0	0	3	1	0	0	0	0	0	0	0	0	4
8:00	0	0	2	0	0	0	0	0	0	0	0	0	2
9:00	0	0	3	1	0	0	0	0	0	0	0	0	4
10:00	0	0	3	0	0	0	0	0	0	0	0	0	3
11:00	0	1	2	1	0	0	0	0	0	0	0	0	4
12:00 PM	0	1	2	4	1	0	0	0	0	0	0	0	8
1:00	0	0	2	0	0	0	0	0	0	0	0	0	2
2:00	0	0	1	0	0	0	0	0	0	0	0	0	1
3:00	0	0	0	1	0	0	0	0	0	0	0	0	1
4:00	0	0	0	3	1	0	0	0	0	0	0	0	4
5:00	1	1	3	1	0	0	0	0	0	0	0	0	6
6:00	0	0	1	2	0	0	0	0	0	0	0	0	3
7:00	0	2	4	0	1	0	0	0	0	0	0	0	7
8:00	0	1	4	1	1	0	0	0	0	0	0	0	7
9:00	0	0	0	0	0	0	0	0	0	0	0	0	0
10:00	0	0	0	0	1	0	0	0	0	0	0	0	1
11:00	0	0	0	0	0	0	0	0	0	0	0	0	0
<b>Total</b>	<b>1</b>	<b>6</b>	<b>30</b>	<b>16</b>	<b>5</b>	<b>0</b>	<b>0</b>	<b>0</b>	<b>0</b>	<b>0</b>	<b>0</b>	<b>0</b>	<b>58</b>
<b>Grand Total</b>	<b>3</b>	<b>21</b>	<b>56</b>	<b>34</b>	<b>9</b>	<b>1</b>	<b>0</b>	<b>0</b>	<b>0</b>	<b>0</b>	<b>0</b>	<b>0</b>	<b>124</b>
Stats	Percentile	15th	50th	85th	95th								
	Speed	19	23	28	31								
	Mean Speed (Average)	23.6											
	10 MPH Pace Speed	20-29											
	Number in Pace	90											
	Percent in Pace	72.6%											
	Number > 45 MPH	0											
	Percent > 45 MPH	0.0%											



Direction: B to A, EB

8/2/2023	> 15 - 20	> 20 - 25	> 25 - 30	> 30 - 35	> 35 - 40	> 40 - 45	> 45 - 50	> 50 - 55	> 55 - 60	> 60 - 65	> 65 - 70	> 70 MPH	Total
Time 0 - 15 MPH	MPH	MPH	MPH	MPH	MPH	MPH	MPH	MPH	MPH	MPH	MPH	MPH	
12:00 AM	0	0	0	1	1	0	0	0	0	0	0	0	2
1:00	0	0	0	0	0	0	0	0	0	0	0	0	0
2:00	0	0	0	0	0	0	0	0	0	0	0	0	0
3:00	0	0	0	0	0	0	0	0	0	0	0	0	0
4:00	0	0	0	2	0	0	0	0	0	0	0	0	2
5:00	0	2	0	0	0	0	0	0	0	0	0	0	2
6:00	0	3	5	4	0	0	0	0	0	0	0	0	12
7:00	0	3	4	3	0	0	0	0	0	0	0	0	10
8:00	0	0	6	4	2	0	0	0	0	0	0	0	12
9:00	0	1	2	1	0	0	0	0	0	0	0	0	4
10:00	0	0	1	5	1	0	0	0	0	0	0	0	7
11:00	0	1	1	4	1	1	0	0	0	0	0	0	8
12:00 PM	0	0	2	1	1	0	0	0	0	0	0	0	4
1:00	0	1	2	2	1	1	0	0	0	0	0	0	7
2:00	1	1	2	1	1	0	0	0	0	0	0	0	6
3:00	0	4	4	1	0	0	0	0	0	0	0	0	9
4:00	0	0	2	1	0	0	0	0	0	0	0	0	3
5:00	0	0	2	4	0	0	0	0	0	0	0	0	6
6:00	0	1	4	1	0	0	0	0	0	0	0	0	6
7:00	1	1	4	1	1	0	0	0	0	0	0	0	8
8:00	0	1	0	0	0	0	0	0	0	0	0	0	1
9:00	0	0	0	1	0	0	0	0	0	0	0	0	1
10:00	0	0	1	2	1	0	0	0	0	0	0	0	4
11:00	0	0	0	0	1	0	0	0	0	0	0	0	1
<b>Total</b>	<b>2</b>	<b>19</b>	<b>42</b>	<b>39</b>	<b>11</b>	<b>2</b>	<b>0</b>	<b>0</b>	<b>0</b>	<b>0</b>	<b>0</b>	<b>0</b>	<b>115</b>



Direction: B to A, EB

8/3/2023	> 15 - 20	> 20 - 25	> 25 - 30	> 30 - 35	> 35 - 40	> 40 - 45	> 45 - 50	> 50 - 55	> 55 - 60	> 60 - 65	> 65 - 70	> 70 MPH	Total
Time 0 - 15 MPH	MPH	MPH	MPH	MPH	MPH	MPH	MPH	MPH	MPH	MPH	MPH	MPH	
12:00 AM	0	0	0	0	0	0	0	0	0	0	0	0	0
1:00	0	0	0	0	0	0	0	0	0	0	0	0	0
2:00	0	0	0	0	0	0	0	0	0	0	0	0	0
3:00	0	0	1	0	0	0	0	0	0	0	0	0	1
4:00	0	0	2	0	1	0	0	0	0	0	0	0	3
5:00	0	1	0	1	0	0	0	0	0	0	0	0	2
6:00	0	2	5	4	0	0	0	0	0	0	0	0	11
7:00	0	0	2	0	0	0	0	0	0	0	0	0	2
8:00	0	1	2	0	0	0	0	0	0	0	0	0	3
9:00	0	0	9	0	0	0	0	0	0	0	0	0	9
10:00	0	0	4	1	3	0	0	0	0	0	0	0	8
11:00	0	1	1	3	0	0	0	0	0	0	0	0	5
12:00 PM	0	2	1	4	1	1	0	0	0	0	0	0	9
1:00	0	0	2	2	0	0	0	0	0	0	0	0	4
2:00	0	0	3	2	0	0	0	0	0	0	0	0	5
3:00	0	0	4	1	2	0	0	0	0	0	0	0	7
4:00	0	0	5	0	0	0	0	0	0	0	0	0	5
5:00	0	1	2	2	1	1	0	0	0	0	0	0	7
6:00	0	1	1	5	0	0	0	0	0	0	0	0	7
7:00	0	1	0	3	2	0	0	0	0	0	0	0	6
8:00	0	2	3	4	2	2	0	0	0	0	0	0	13
9:00	0	0	0	2	0	0	1	0	0	0	0	0	3
10:00	0	0	0	1	0	2	0	0	0	0	0	0	3
11:00	0	0	0	0	0	0	0	0	0	0	0	0	0
<b>Total</b>	<b>0</b>	<b>12</b>	<b>47</b>	<b>35</b>	<b>12</b>	<b>6</b>	<b>1</b>	<b>0</b>	<b>0</b>	<b>0</b>	<b>0</b>	<b>0</b>	<b>113</b>
<b>Grand Total</b>	<b>2</b>	<b>31</b>	<b>89</b>	<b>74</b>	<b>23</b>	<b>8</b>	<b>1</b>	<b>0</b>	<b>0</b>	<b>0</b>	<b>0</b>	<b>0</b>	<b>228</b>

Stats	Percentile	15th	50th	85th	95th
Speed		20	25	30	34
Mean Speed (Average)		25.0			
10 MPH Pace Speed		20-29			
Number in Pace		162			
Percent in Pace		71.1%			
Number > 45 MPH		0			
Percent > 45 MPH		0.0%			



Direction: Combined

8/2/2023	> 15 - 20	> 20 - 25	> 25 - 30	> 30 - 35	> 35 - 40	> 40 - 45	> 45 - 50	> 50 - 55	> 55 - 60	> 60 - 65	> 65 - 70	> 70 MPH	Total
Time 0 - 15 MPH	MPH	MPH	MPH	MPH	MPH	MPH	MPH	MPH	MPH	MPH	MPH	MPH	
12:00 AM	0	0	0	2	2	0	0	0	0	0	0	0	4
1:00	0	0	0	0	0	0	0	0	0	0	0	0	0
2:00	0	0	0	0	0	0	0	0	0	0	0	0	0
3:00	0	0	0	0	0	0	0	0	0	0	0	0	0
4:00	0	0	0	2	0	0	0	0	0	0	0	0	2
5:00	0	2	1	0	0	0	0	0	0	0	0	0	3
6:00	0	3	8	7	0	0	0	0	0	0	0	0	18
7:00	1	5	5	4	0	0	0	0	0	0	0	0	15
8:00	0	0	6	5	2	0	0	0	0	0	0	0	13
9:00	0	2	3	1	0	0	0	0	0	0	0	0	6
10:00	0	1	3	6	1	0	0	0	0	0	0	0	11
11:00	0	3	2	6	1	1	0	0	0	0	0	0	13
12:00 PM	0	0	3	4	1	0	0	0	0	0	0	0	8
1:00	0	2	3	2	1	1	0	0	0	0	0	0	9
2:00	1	2	2	1	1	0	0	0	0	0	0	0	7
3:00	1	6	8	2	0	1	0	0	0	0	0	0	18
4:00	0	1	7	1	1	0	0	0	0	0	0	0	10
5:00	0	0	5	6	1	0	0	0	0	0	0	0	12
6:00	0	1	5	1	0	0	0	0	0	0	0	0	7
7:00	1	3	5	3	1	0	0	0	0	0	0	0	13
8:00	0	3	1	0	0	0	0	0	0	0	0	0	4
9:00	0	0	0	2	0	0	0	0	0	0	0	0	2
10:00	0	0	1	2	2	0	0	0	0	0	0	0	5
11:00	0	0	0	0	1	0	0	0	0	0	0	0	1
<b>Total</b>	<b>4</b>	<b>34</b>	<b>68</b>	<b>57</b>	<b>15</b>	<b>3</b>	<b>0</b>	<b>0</b>	<b>0</b>	<b>0</b>	<b>0</b>	<b>0</b>	<b>181</b>



Direction: Combined

8/3/2023	> 15 - 20	> 20 - 25	> 25 - 30	> 30 - 35	> 35 - 40	> 40 - 45	> 45 - 50	> 50 - 55	> 55 - 60	> 60 - 65	> 65 - 70	> 70 MPH	Total
Time 0 - 15 MPH	MPH	MPH	MPH	MPH	MPH	MPH	MPH	MPH	MPH	MPH	MPH	MPH	
12:00 AM	0	0	0	0	0	0	0	0	0	0	0	0	0
1:00	0	0	0	0	0	0	0	0	0	0	0	0	0
2:00	0	0	0	0	0	0	0	0	0	0	0	0	0
3:00	0	0	1	0	0	0	0	0	0	0	0	0	1
4:00	0	0	2	0	1	0	0	0	0	0	0	0	3
5:00	0	1	0	2	0	0	0	0	0	0	0	0	3
6:00	0	2	5	4	0	0	0	0	0	0	0	0	11
7:00	0	0	5	1	0	0	0	0	0	0	0	0	6
8:00	0	1	4	0	0	0	0	0	0	0	0	0	5
9:00	0	0	12	1	0	0	0	0	0	0	0	0	13
10:00	0	0	7	1	3	0	0	0	0	0	0	0	11
11:00	0	2	3	4	0	0	0	0	0	0	0	0	9
12:00 PM	0	3	3	8	2	1	0	0	0	0	0	0	17
1:00	0	0	4	2	0	0	0	0	0	0	0	0	6
2:00	0	0	4	2	0	0	0	0	0	0	0	0	6
3:00	0	0	4	2	2	0	0	0	0	0	0	0	8
4:00	0	0	5	3	1	0	0	0	0	0	0	0	9
5:00	1	2	5	3	1	1	0	0	0	0	0	0	13
6:00	0	1	2	7	0	0	0	0	0	0	0	0	10
7:00	0	3	4	3	3	0	0	0	0	0	0	0	13
8:00	0	3	7	5	3	2	0	0	0	0	0	0	20
9:00	0	0	0	2	0	0	1	0	0	0	0	0	3
10:00	0	0	0	1	1	2	0	0	0	0	0	0	4
11:00	0	0	0	0	0	0	0	0	0	0	0	0	0
Total	1	18	77	51	17	6	1	0	0	0	0	0	171
Grand Total	5	52	145	108	32	9	1	0	0	0	0	0	352
Stats		Percentile	15th	50th	85th	95th							
		Speed	19	24	29	33							
	Mean Speed (Average)		24.5										
	10 MPH Pace Speed		20-29										
	Number in Pace		252										
	Percent in Pace		71.6%										
	Number > 45 MPH		0										
	Percent > 45 MPH		0.0%										